

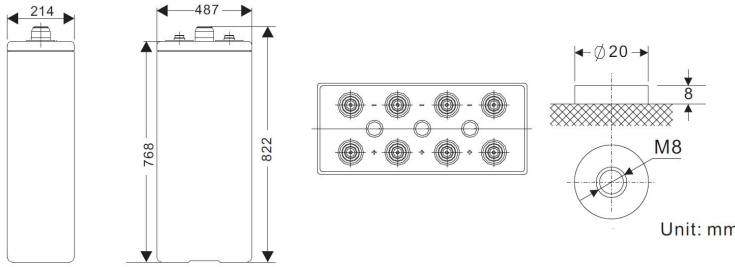


OPzS2500 Tubular Battery



PHYSICAL SPECIFICATION

Nominal Voltage		2V
Nominal Capacity (10HR)		2500Ah
Dimension	Length	487±2mm (19.17 inches)
	Width	214±2mm (8.43 inches)
	Container Height	768±2mm (30.24 inches)
	Total Height	822±2mm (32.36 inches)
Weight		Approx. 204 Kg ±3% (449.6lbs)
Standard Terminal		Bolt-and-nuts terminal Bolt Type: M8



ELECTRICAL SPECIFICATION

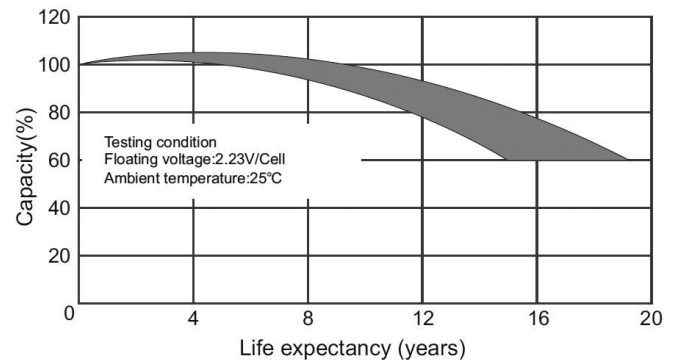
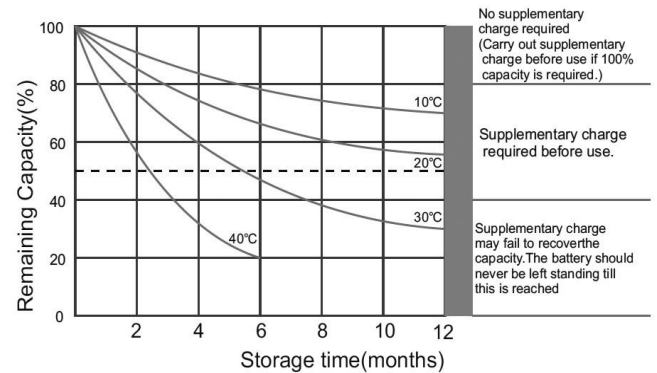
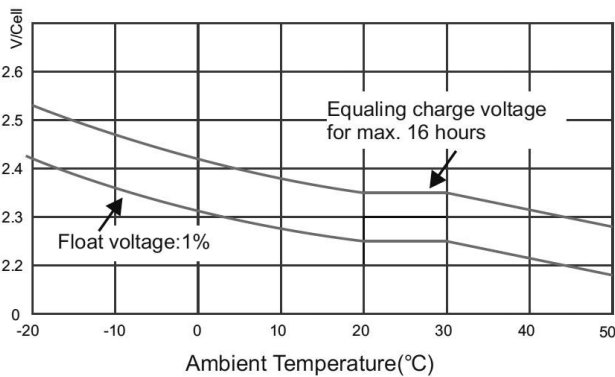
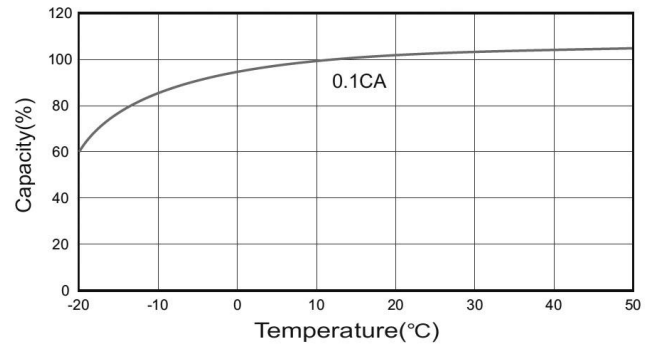
Characteristics			Main Advantages
Capacity	20 hour rate (155.1A to 1.80v/cell) 10 hour rate (264.1A to 1.80v/cell) 5 hour rate (451.0A to 1.75v/cell) 1hour rate (1515A to 1.60v/cell)	3100Ah 2641Ah 2255Ah 1515Ah	<ul style="list-style-type: none"> >> adopt tubular positive plate >> longest lifespan under deep discharge >> Strong temperature resistance performance >> Better charge reception capability >> 20 years design life
Operating Temp. Range	Discharge : -20°C~55°C Charge : -10°C~45°C Storage : -15°C~45°C		
Max. Discharge Current	10000A(5sec)		
Short Circuit Current	21000A		
Designed life	20 years (floating) at 25°C(77 °F)		
Internal Resistance	Full charged battery (25°C,77 °F) 0.12mΩ		
Constant Voltage Charge	Cycle	Initial Charging Current less than :≤625A Voltage: 2.35~2.40V at 25°C (77 °F) Temperature Coefficient -5mV/°C	
	Standby	No limit on Initial Charging Current Voltage: 2.23V at 25°C (77 °F) Temperature Coefficient -3mV/°C	

CONSTANT CURRENT DISCHARGE RATING A@25°C

F.V/TIME	30min	1h	2h	3h	4h	5h	8h	10h	24h
1.60V	2106	1442	899	648	517	445	318.8	265.3	118.00
1.65V	2036	1409	882	638	512	441	316.5	263.8	117.98
1.70V	1951	1367	860	629	505	434	312.8	262.5	116.75
1.75V	1879	1326	838	614	495	427	307.0	258.8	114.75
1.80V	1719	1263	807	602	485	417	299.3	250.8	112.00
1.85V	1525	1173	763	582	470	404	290.8	247.5	108.50

CONSTANT POWER DISCHARGE RATING WATT PER CELL@25°C

F.V/TIME	30min	1h	2h	3h	4h	5h	8h	10h	24h
1.60V	3840	2658	1660	1200	958	825	592.8	493.0	220.25
1.65V	3748	2600	1625	1183	948	818	588.3	491.0	219.75
1.70V	3600	2525	1590	1168	938	805	580.5	488.3	217.25
1.75V	3475	2465	1558	1143	923	795	572.8	483.8	215.50
1.80V	3208	2378	1520	1135	918	790	568.3	475.3	212.75
1.85V	2900	2225	1455	1113	900	775	558.0	473.0	210.25



(Note) All above information shall be changed without prior notice, Shimastu reserves the right to explain and update the latest information.