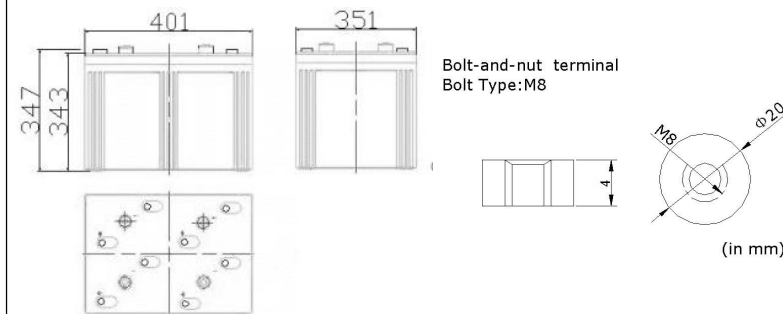


PHYSICAL SPECIFICATION



Nominal Voltage		2V
Nominal Capacity (10HR)		1500Ah
Dimension	Length	401±2mm (15.79 inches)
	Width	351±2mm (13.82 inches)
	Container Height	343±2mm (13.5 inches)
	Total Height	378±2mm (14.88 inches)
Weight		Approx. 110Kg ±3% (242.2lbs)
Standard Terminal		Bolt-and-nuts terminal Bolt Type: M8



Shimastu STXL series designed with wide capacity range ,suitable for large power system with a designed floating service life can target 15 years at 25°C. The batteries use thick tin plates made of high-tin alloy and contain AGM separators, providing superb performance and longer life cycles.

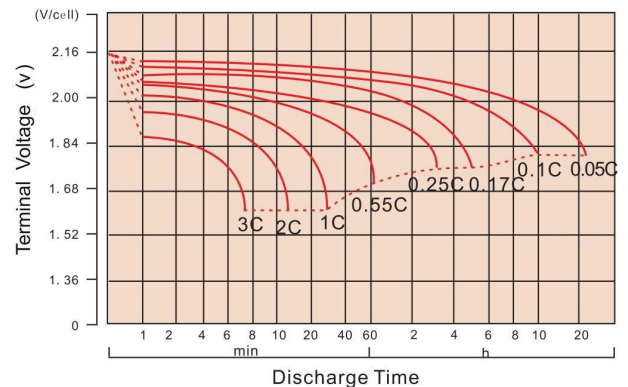
Features:

- 1.Non-spillable
- 2.Sealed and Maintenance-free Operation
- 3.High corrosion resistance and a long service life of 15 years at 25°C(77 °F)
- 4.Extremely low self-discharge, making the product highly reliable
- 5.High safety, special low impedance, and strong charge acceptance
- 6.Long cycle life, float or cyclic applications.

ELECTRICAL SPECIFICATION

Characteristics		
Capacity	20 hour rate	(79.5A) 1590Ah
	10 hour rate	(150A) 1500Ah
	5 hour rate	(255A) 1275Ah
	3 hour rate	(375A) 1125Ah
	1 hour rate	(825A) 825Ah
Capacity affected by temperature	40°C (104 °F)	102%
	25°C (77 °F)	100%
	0°C (32 °F)	85%
Max. Discharge Current	6000A (5 sec)	
Short Circuit Current	10200A	
Designed floating life	15 years at 25°C(77 °F)	
Internal Resistance	Full charged battery (25°C,77 °F) 0.2mΩ	
Constant Voltage Charge	Cycle	Initial Charging Current less than 375A Voltage 2.35~2.40V at 25°C (77 °F) Temperature Coefficient -5mV/°C
	Standby	No limit on Initial Charging Current Voltage 2.23V at 25°C (77 °F) Temperature Coefficient -3.3mV/°C

Discharge curves @ 25°C (77 °F)

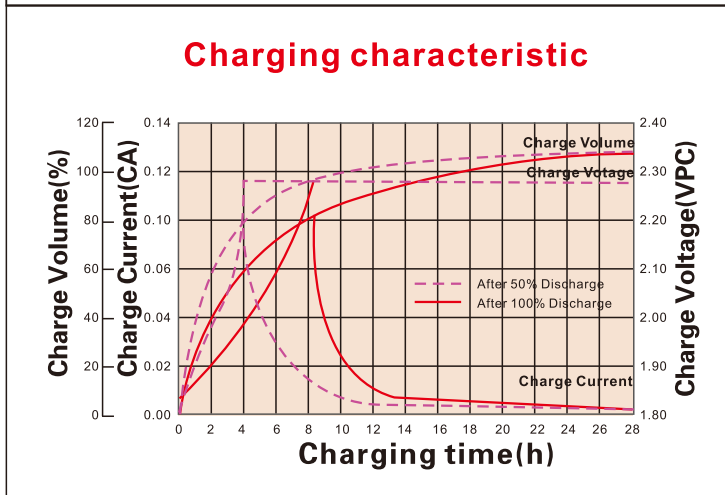
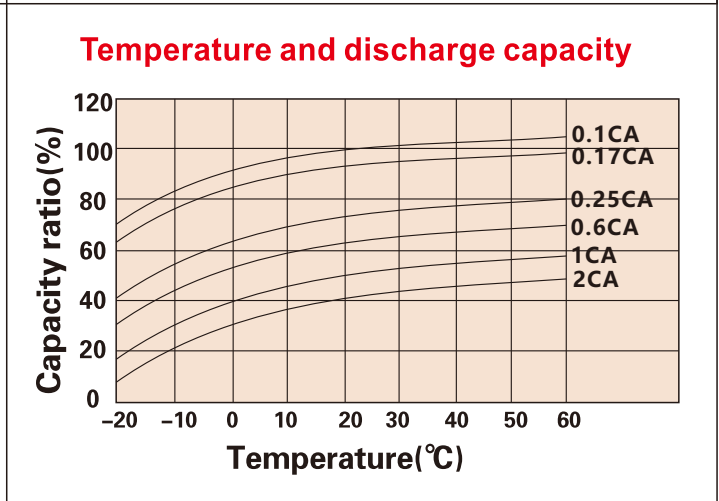
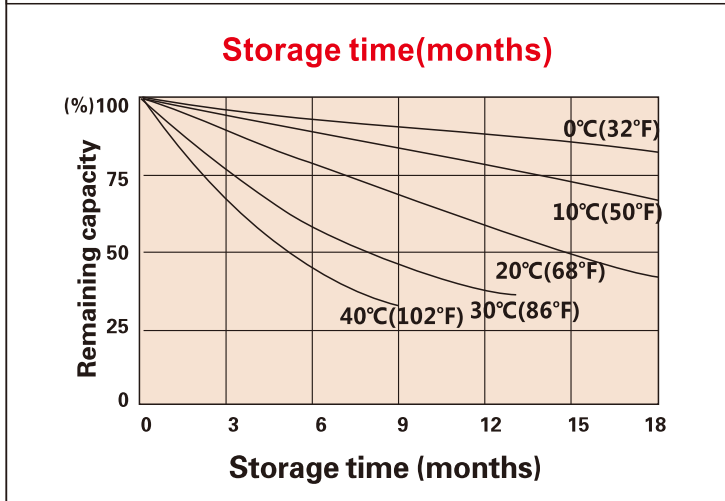
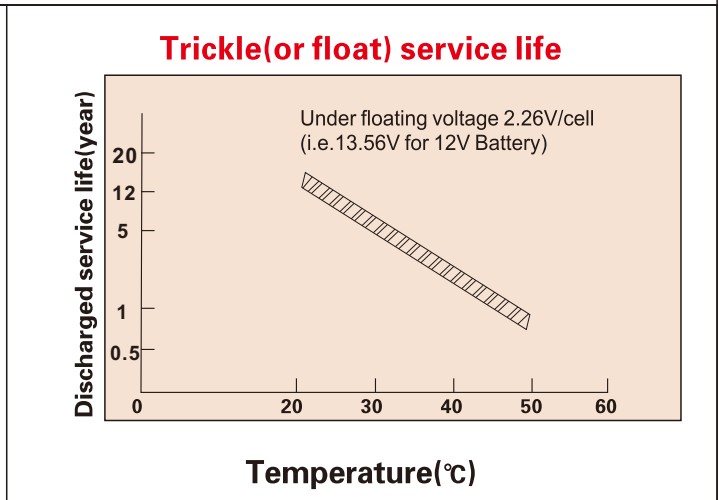
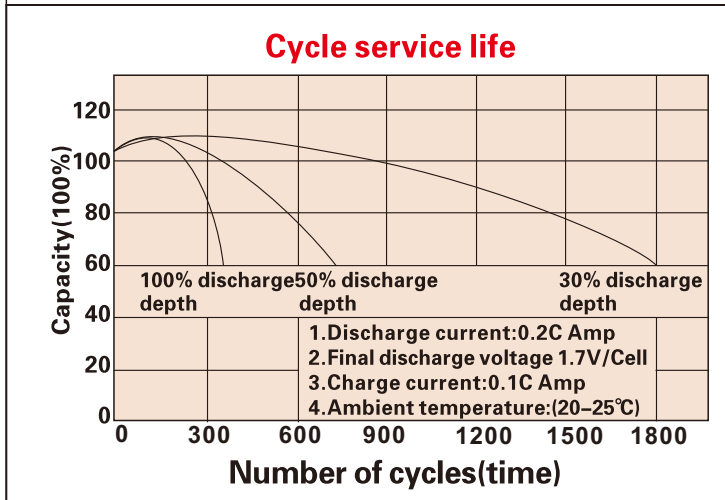


CONSTANT CURRENT DISCHARGE RATING A@25°C

F.V/TIME	15MIN	30MIN	1HR	3HR	4HR	5HR	8HR	10HR	20HR
1.60V	2192.0	1385.3	918.8	424.5	341.0	284.1	190.7	158.6	82.7
1.65V	2053.8	1330.0	887.2	411.4	332.0	276.4	188.1	156.6	81.6
1.70V	1923.3	1271.1	858.6	400.0	323.0	269.1	185.4	154.5	80.5
1.75V	1790.1	1215.1	825.0	387.7	314.7	262.3	182.8	151.9	79.5
1.80V	1653.2	1161.2	795.5	375.0	305.7	255.0	179.8	150.0	78.8

CONSTANT POWER DISCHARGE RATING WATT PER CELL@25°C

F.V/TIME	15MIN	30MIN	1HR	3HR	4HR	5HR	8HR	10HR	20HR
1.60V	3832.5	2516.0	1726.3	809.8	655.0	547.5	375.0	313.2	162.6
1.65V	3643.9	2440.9	1676.7	789.1	639.2	534.2	368.6	308.6	160.5
1.70V	3463.9	2356.5	1632.3	769.9	624.2	522.0	363.4	304.3	159.0
1.75V	3270.3	2275.7	1578.8	751.1	610.7	510.7	359.1	300.0	157.5
1.80V	3061.9	2197.0	1530.8	728.1	595.6	498.5	354.8	295.1	156.0



Storage Temperature	Supplementary Charge Interval	Charge Method
≤20°C	Every 12 months	Less or 24 hours with a constant voltage of 2.3V/cell
20-30°C	Every 8 months	12-18 hours with a constant voltage of 2.45V/cell
≥30°C	Storage to be avoided	8-12 hours with a constant current of 0.05CA

APPLICATIONS

<p>Standby Usage:</p> <ul style="list-style-type: none"> • UPS • Emergency Lights • Alarm Systems • Telecommunication Systems 	<p>Cyclic Usage:</p> <ul style="list-style-type: none"> • Medical Equipments • Electric Instruments • Toys • Camcorder and Solar Systems 	<p>Motive Usage:</p> <ul style="list-style-type: none"> • Golf Cars • Wheelchairs • Lawnmowers • Motorcycle
--	---	--

(Note) All above information shall be changed without prior notice, Shimastu reserves the right to explain and update the latest information.