

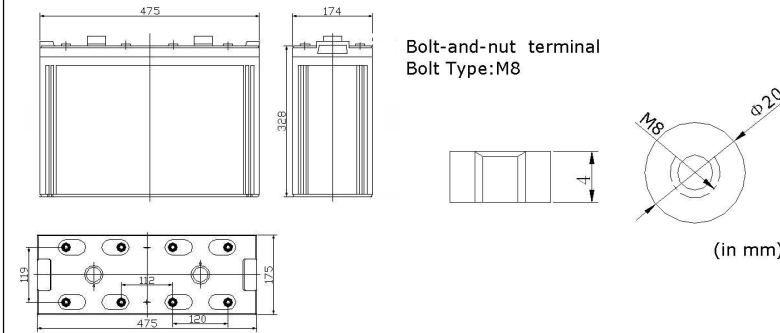


STXL1000-2(2V1000AH)



PHYSICAL SPECIFICATION

Nominal Voltage		2V
Nominal Capacity (10HR)		1000Ah
Dimension	Length	475±2mm (18.70 inches)
	Width	174±2mm (6.85 inches)
	Container Height	328±2mm (12.91 inches)
	Total Height	365±2mm (14.37 inches)
Weight		Approx. 61.5Kg ±3% (135.6lbs)
Standard Terminal		Bolt-and-nuts terminal Bolt Type: M8



Shimastu STXL series designed with wide capacity range ,suitable for large power system with a designed floating service life can target 15 years at 25°C. The batteries use thick tin plates made of high-tin alloy and contain AGM separators, providing superb performance and longer life cycles.

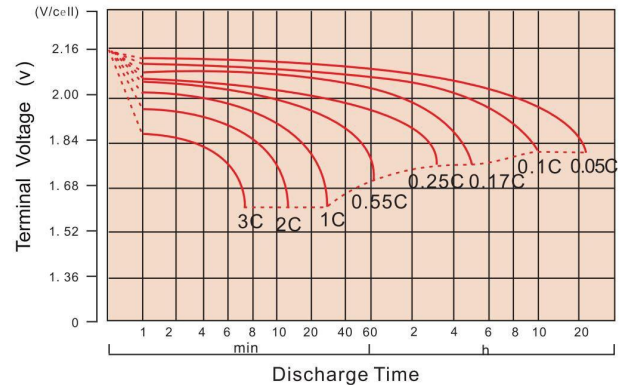
Features:

- 1.Non-spillable
- 2.Sealed and Maintenance-free Operation
- 3.High corrosion resistance and a long service life of 15 years at 25°C(77 °F)
- 4.Extremely low self-discharge, making the product highly reliable
- 5.High safety, special low impedance, and strong charge acceptance
- 6.Long cycle life, float or cyclic applications.

ELECTRICAL SPECIFICATION

Characteristics		
Capacity	20 hour rate	(53A) 1060Ah
	10 hour rate	(100A) 1000Ah
	5 hour rate	(170A) 850Ah
	3 hour rate	(250A) 750Ah
	1 hour rate	(550A) 550Ah
Capacity affected by temperature	40°C (104 °F)	102%
	25°C (77 °F)	100%
	0°C (32 °F)	85%
Max. Discharge Current	3500A (5 sec)	
Short Circuit Current	6800A	
Designed floating life	15 years at 25°C(77 °F)	
Internal Resistance	Full charged battery (25°C,77 °F) 0.23mΩ	
Constant Voltage Charge	Cycle	Initial Charging Current less than 250A Voltage 2.35~2.40V at 25°C (77 °F) Temperature Coefficient -5mV/°C
	Standby	No limit on Initial Charging Current Voltage 2.23V at 25°C (77 °F) Temperature Coefficient -3.3mV/°C

Discharge curves @ 25°C (77 °F)

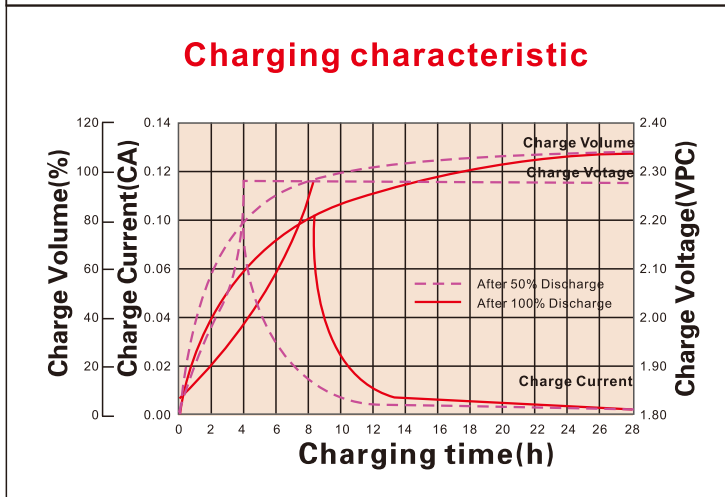
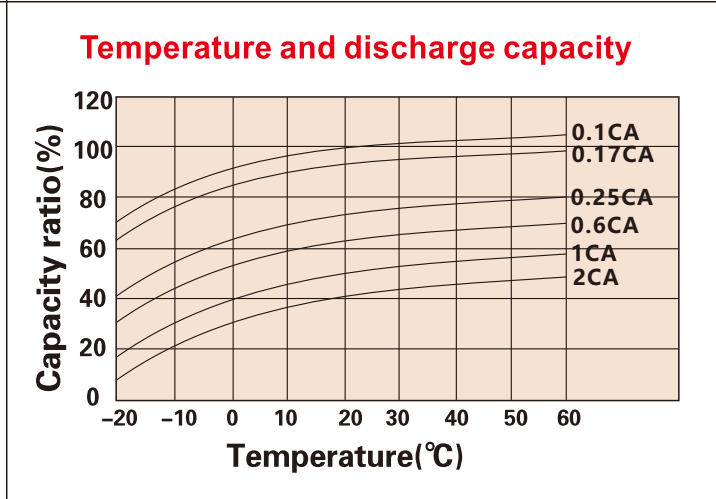
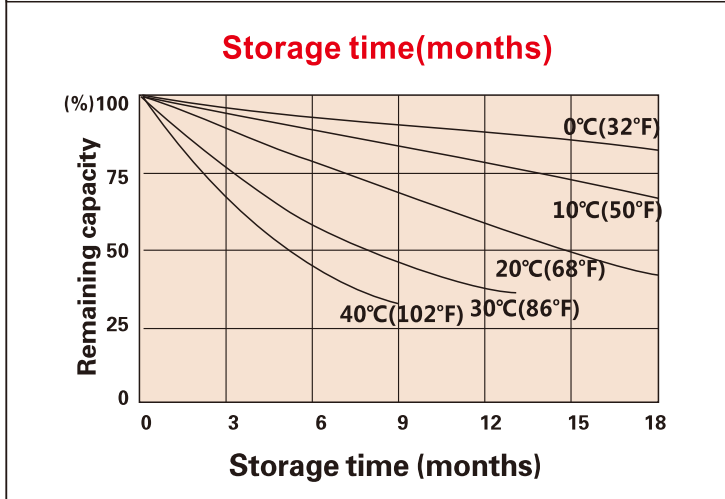
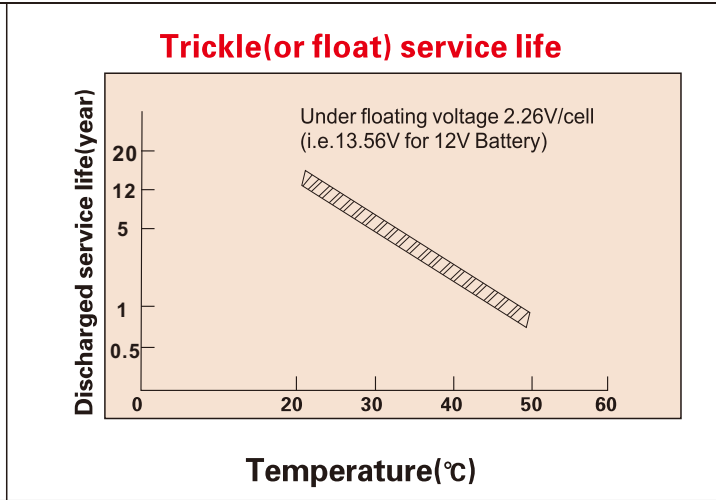
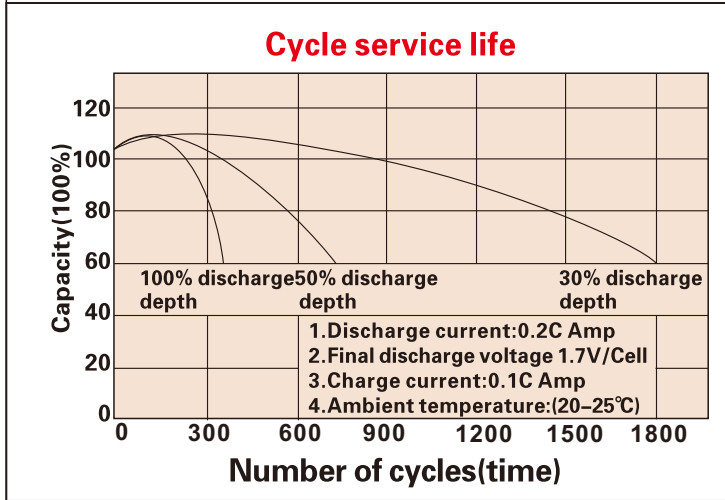


CONSTANT CURRENT DISCHARGE RATING A@25°C

F.V/TIME	15MIN	30MIN	1HR	3HR	4HR	5HR	8HR	10HR	20HR
1.60V	1461.4	967.3	612.5	283.0	227.3	189.4	127.1	105.8	55.1
1.65V	1369.2	928.6	591.5	274.2	221.3	184.2	125.4	104.4	54.4
1.70V	1282.2	887.6	572.4	266.7	215.3	179.4	123.6	103.0	53.6
1.75V	1193.4	848.5	550.0	258.5	209.8	174.8	121.9	101.3	53.0
1.80V	1102.2	810.8	530.3	250.0	203.8	170.0	119.9	100.0	52.5

CONSTANT POWER DISCHARGE RATING WATT PER CELL@25°C

F.V/TIME	15MIN	30MIN	1HR	3HR	4HR	5HR	8HR	10HR	20HR
1.60V	2555.0	1756.8	1150.9	539.8	436.7	365.0	250.0	208.8	108.4
1.65V	2429.3	1704.3	1117.8	526.1	426.1	356.2	245.7	205.7	107.0
1.70V	2309.2	1645.4	1088.2	513.3	416.1	348.0	242.3	202.9	106.0
1.75V	2180.2	1589.0	1052.5	500.8	407.1	340.5	239.4	200.0	105.0
1.80V	2041.3	1534.0	1020.5	485.4	397.1	332.3	236.6	196.7	104.0



Storage Temperature	Supplementary Charge Interval	Charge Method
≤20°C	Every 12 months	Less or 24 hours with a constant voltage of 2.3V/cell
20-30°C	Every 8 months	12-18 hours with a constant voltage of 2.45V/cell
≥30°C	Storage to be avoided	8-12 hours with a constant current of 0.05CA

<h2 style="margin: 0;">APPLICATIONS</h2> <p>Standby Usage:</p> <ul style="list-style-type: none"> • UPS • Emergency Lights • Alarm Systems • Telecommunication Systems 	<p>Cyclic Usage:</p> <ul style="list-style-type: none"> • Medical Equipments • Electric Instruments • Toys • Camcorder and Solar Systems 	<p>Motive Usage:</p> <ul style="list-style-type: none"> • Golf Cars • Wheelchairs • Lawnmowers • Motorcycle
---	---	--

(Note) All above information shall be changed without prior notice, Shimastu reserves the right to explain and update the latest information.