

## PHYSICAL SPECIFICATION

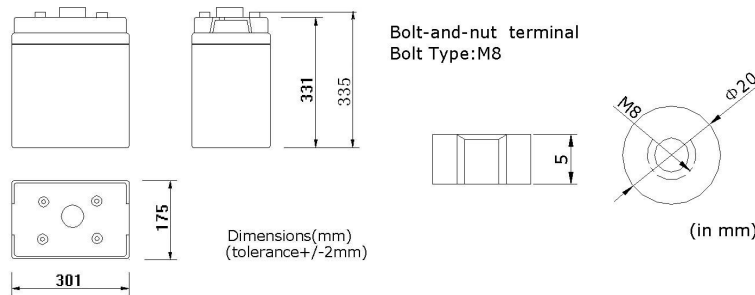
Nominal Voltage	2V	
Nominal Capacity (10HR)	600Ah	
Dimension	Length	301±2mm (11.85 inches)
	Width	175±2mm (6.89 inches)
	Container Height	331±2mm (13.03 inches)
	Total Height	366±2mm (14.41 inches)
Weight	Approx. 38.5Kg ±3% (84.87lbs)	
Standard Terminal	Bolt-and-nuts terminal Bolt Type: M8	



Shimastu STXL series designed with wide capacity range ,suitable for large power system with a designed floating service life can target 15 years at 25°C. The batteries use thick tin plates made of high-tin alloy and contain AGM separators, providing superb performance and longer life cycles.

Features:

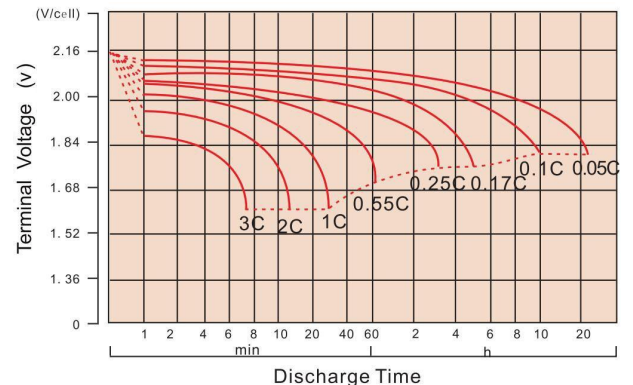
- 1.Non-spillable
- 2.Sealed and Maintenance-free Operation
- 3.High corrosion resistance and a long service life of 15 years at 25°C( 77 °F )
- 4.Extremely low self-discharge, making the product highly reliable
- 5.High safety, special low impedance, and strong charge acceptance
- 6.Long cycle life, float or cyclic applications.



## ELECTRICAL SPECIFICATION

Characteristics		
Capacity	20 hour rate (31.8A)	636Ah
	10 hour rate (60A)	600Ah
	5 hour rate (102A)	510Ah
	3 hour rate (150A)	450Ah
	1 hour rate (330A)	330Ah
Capacity affected by temperature	40°C (104 °F)	102%
	25°C (77 °F)	100%
	0°C (32 °F)	85%
Max. Discharge Current	2700A (5 sec)	
Short Circuit Current	5000A	
Designed floating life	15 years at 25°C( 77 °F )	
Internal Resistance	Full charged battery (25°C,77 °F) 0.38mΩ	
Constant Voltage Charge	Cycle	Initial Charging Current less than 150A Voltage 2.35~2.40V at 25°C (77 °F ) Temperature Coefficient -5mV/°C
	Standby	No limit on Initial Charging Current Voltage 2.25~2.30V at 25°C (77 °F ) Temperature Coefficient -3.3mV/°C

### Discharge curves @ 25°C (77 °F)

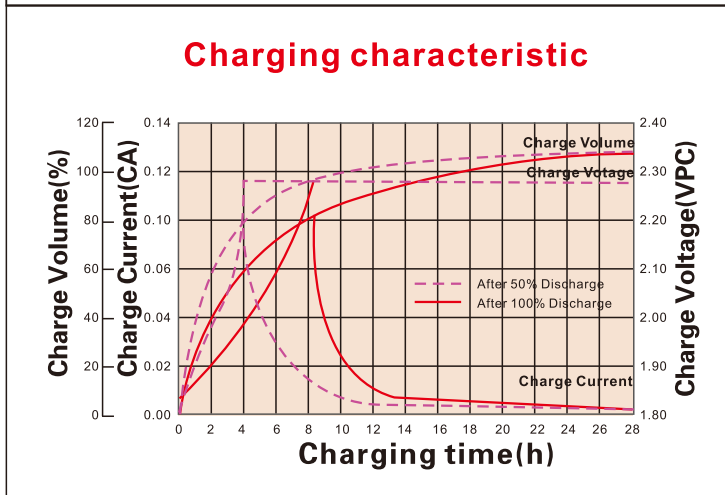
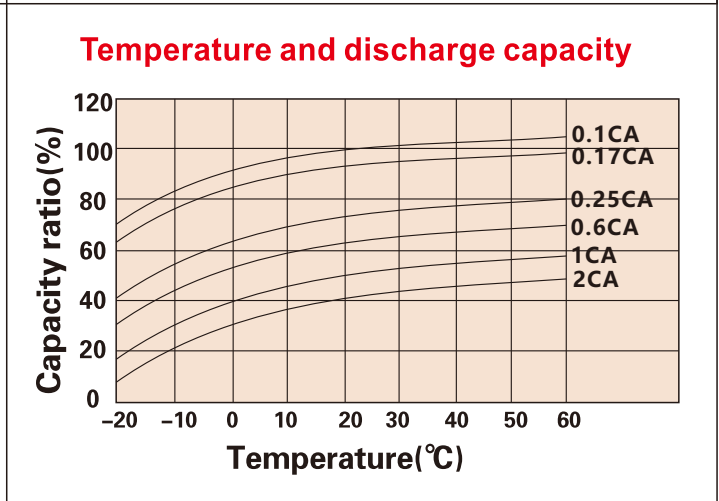
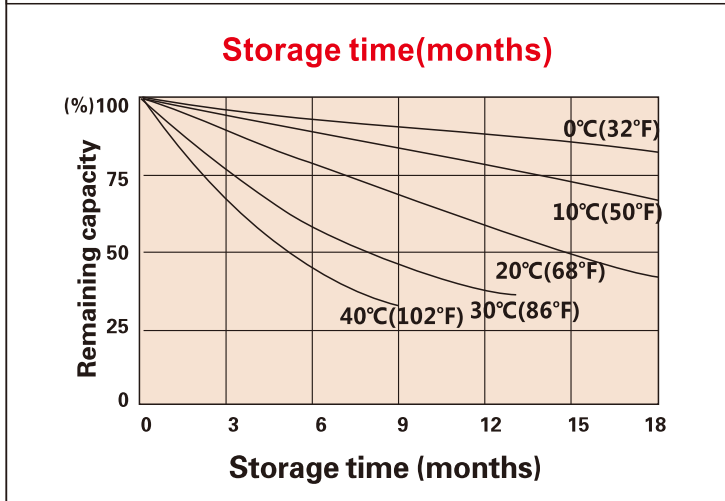
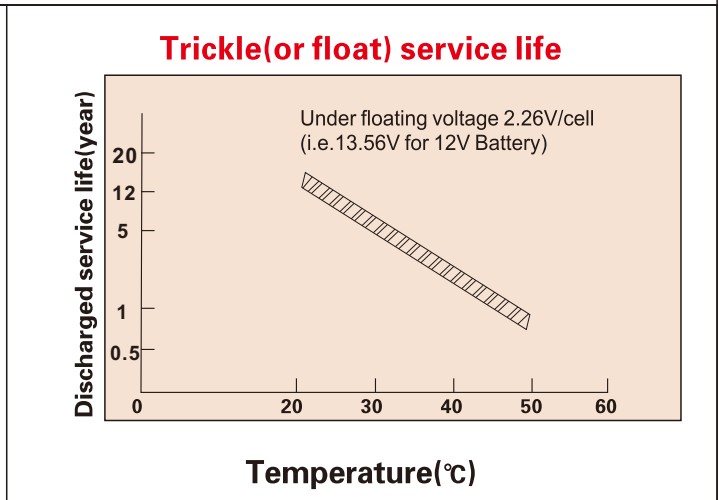
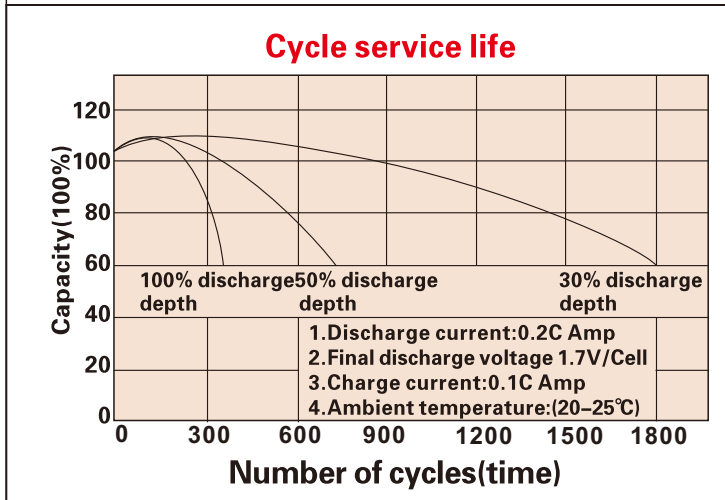


### CONSTANT CURRENT DISCHARGE RATING A@25°C

F.V/TIME	15MIN	30MIN	1HR	3HR	4HR	5HR	8HR	10HR	20HR
1.60V	876.8	580.4	367.5	169.8	136.4	113.6	76.3	63.5	33.1
1.65V	821.5	557.2	354.9	164.5	132.8	110.5	75.3	62.7	32.7
1.70V	769.3	532.5	343.5	160.0	129.2	107.6	74.1	61.8	32.2
1.75V	716.0	509.1	330.0	155.1	125.9	104.9	73.1	60.8	31.8
1.80V	661.3	486.5	318.2	150.0	122.3	102.0	71.9	60.0	31.5

### CONSTANT POWER DISCHARGE RATING WATT PER CELL@25°C

F.V/TIME	15MIN	30MIN	1HR	3HR	4HR	5HR	8HR	10HR	20HR
1.60V	1533.0	1054.1	690.5	323.9	262.0	219.0	150.0	125.3	65.1
1.65V	1457.6	1022.6	670.7	315.6	255.7	213.7	147.4	123.4	64.2
1.70V	1385.5	987.3	652.9	308.0	249.7	208.8	145.4	121.7	63.6
1.75V	1308.1	953.4	631.5	300.5	244.3	204.3	143.6	120.0	63.0
1.80V	1224.8	920.4	612.3	291.2	238.3	199.4	141.9	118.0	62.4



Storage Temperature	Supplementary Charge Interval	Charge Method
≤20°C	Every 12 months	Less or 24 hours with a constant voltage of 2.3V/cell
20-30°C	Every 8 months	12-18 hours with a constant voltage of 2.45V/cell
≥30°C	Storage to be avoided	8-12 hours with a constant current of 0.05CA

## APPLICATIONS

<p><b>Standby Usage:</b></p> <ul style="list-style-type: none"> <li>• UPS</li> <li>• Emergency Lights</li> <li>• Alarm Systems</li> <li>• Telecommunication Systems</li> </ul>	<p><b>Cyclic Usage:</b></p> <ul style="list-style-type: none"> <li>• Medical Equipments</li> <li>• Electric Instruments</li> <li>• Toys</li> <li>• Camcorder and Solar Systems</li> </ul>	<p><b>Motive Usage:</b></p> <ul style="list-style-type: none"> <li>• Golf Cars</li> <li>• Wheelchairs</li> <li>• Lawnmowers</li> <li>• Motorcycle</li> </ul>
--	---	--

(Note) All above information shall be changed without prior notice, Shimastu reserves the right to explain and update the latest information.