

PHYSICAL SPECIFICATION

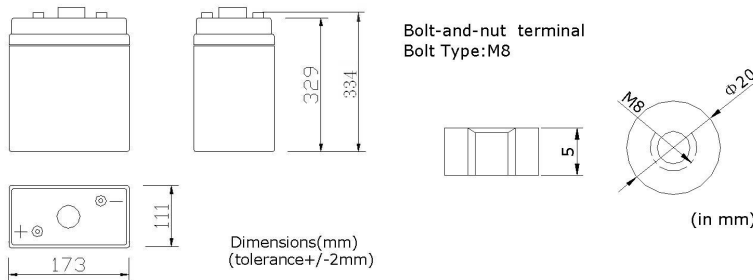
Nominal Voltage		2V
Nominal Capacity (10HR)		200Ah
Dimension	Length	173±2mm (6.81 inches)
	Width	111±2mm (4.37 inches)
	Container Height	329±2mm (12.95 inches)
	Total Height	365±2mm (14.37 inches)
Weight		Approx. 13.5 Kg ±3% (29.75lbs)
Standard Terminal		Bolt-and-nuts terminal Bolt Type: M8



Shimastu STXL series designed with wide capacity range ,suitable for large power system with a designed floating service life can target 15 years at 25°C. The batteries use thick tin plates made of high-tin alloy and contain AGM separators, providing superb performance and longer life cycles.

Features:

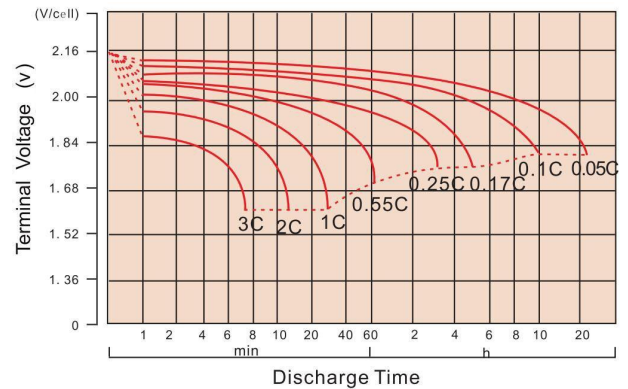
- 1.Non-spillable
- 2.Sealed and Maintenance-free Operation
- 3.High corrosion resistance and a long service life of 15 years at 25°C(77 °F)
- 4.Extremely low self-discharge, making the product highly reliable
- 5.High safety, special low impedance, and strong charge acceptance
- 6.Long cycle life, float or cyclic applications.



ELECTRICAL SPECIFICATION

Characteristics		
Capacity	20 hour rate (10.6A)	212Ah
	10 hour rate (20A)	200Ah
	5 hour rate (34A)	170Ah
	3 hour rate (50A)	150Ah
	1 hour rate (110A)	110Ah
Capacity affected by temperature	40°C (104 °F)	102%
	25°C (77 °F)	100%
	0°C (32 °F)	85%
Max. Discharge Current	1000A (5 sec)	
Short Circuit Current	2600A	
Designed floating life	15 years at 25°C(77 °F)	
Internal Resistance	Full charged battery (25°C,77 °F) 0.75mΩ	
Constant Voltage Charge	Cycle	Initial Charging Current less than 50A Voltage 2.35~2.40V at 25°C (77 °F) Temperature Coefficient -5mV/°C
	Standby	No limit on Initial Charging Current Voltage 2.23V at 25°C (77 °F) Temperature Coefficient -3.3mV/°C

Discharge curves @ 25°C (77 °F)

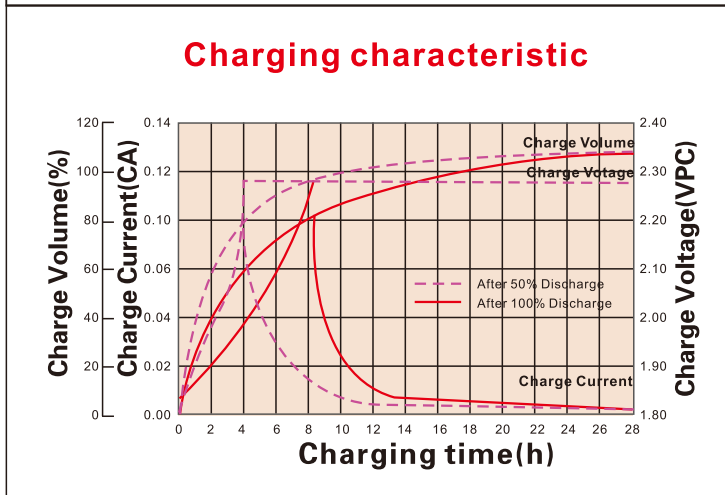
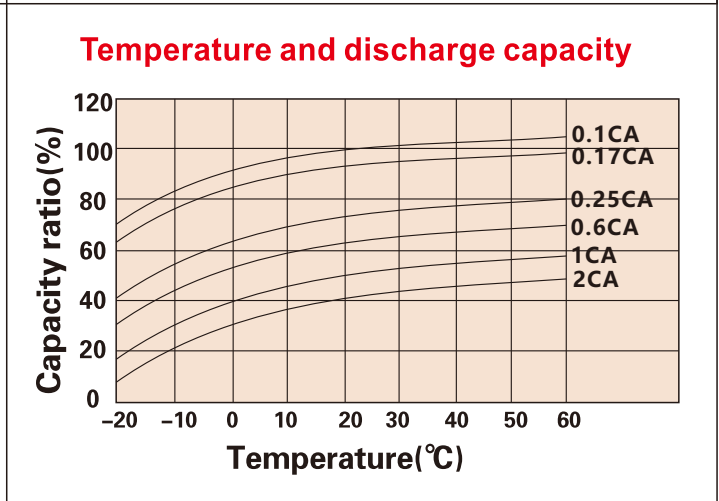
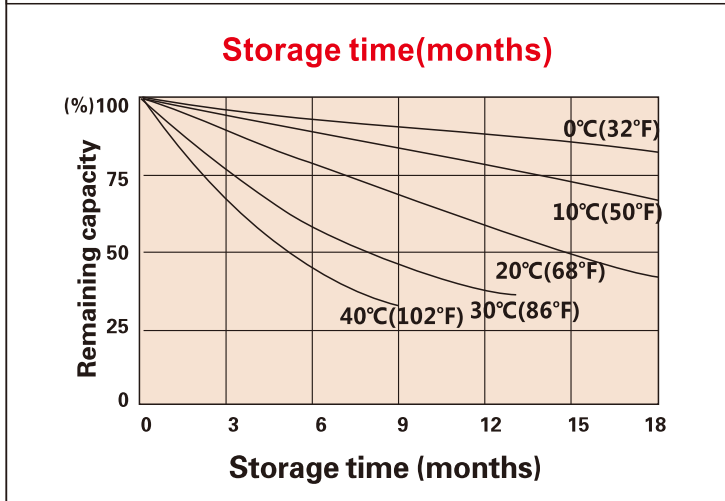
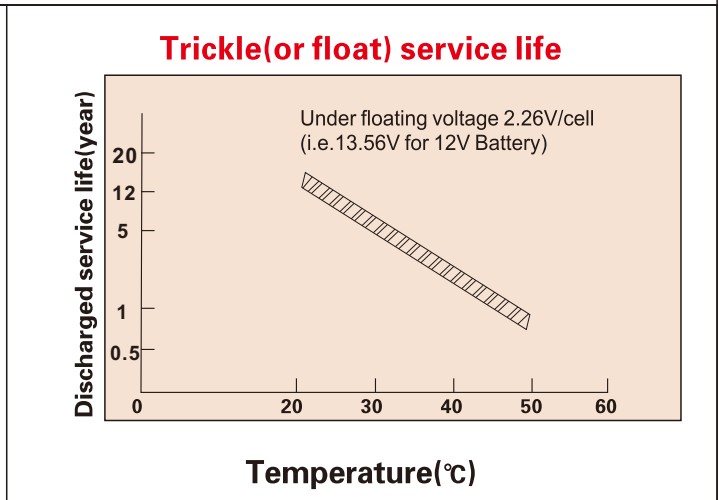
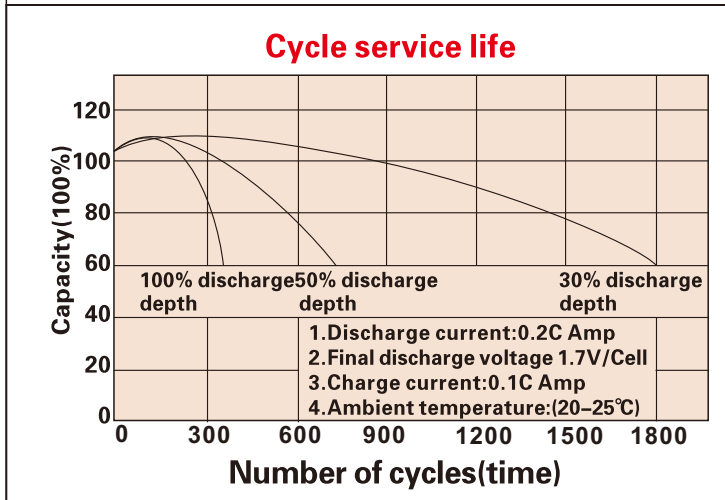


CONSTANT CURRENT DISCHARGE RATING A@25°C

F.V/TIME	15MIN	30MIN	1HR	3HR	4HR	5HR	8HR	10HR	20HR
1.60V	307.7	194.4	122.5	56.6	45.5	37.9	25.4	21.2	11.0
1.65V	288.3	186.7	118.3	54.8	44.3	36.8	25.1	20.9	10.9
1.70V	269.9	178.4	114.5	53.3	43.1	35.9	24.7	20.6	10.7
1.75V	251.2	170.5	110.0	51.7	42.0	35.0	24.4	20.3	10.6
1.80V	232.0	163.0	106.1	50.0	40.8	34.0	24.0	20.0	10.5

CONSTANT POWER DISCHARGE RATING WATT PER CELL@25°C

F.V/TIME	15MIN	30MIN	1HR	3HR	4HR	5HR	8HR	10HR	20HR
1.60V	537.9	353.1	230.2	108.0	87.3	73.0	50.0	41.8	21.7
1.65V	511.4	342.6	223.6	105.2	85.2	71.2	49.1	41.1	21.4
1.70V	486.2	330.7	217.6	102.7	83.2	69.6	48.5	40.6	21.2
1.75V	459.0	319.4	210.5	100.2	81.4	68.1	47.9	40.0	21.0
1.80V	429.7	308.4	204.1	97.1	79.4	66.5	47.3	39.3	20.8



Storage Temperature	Supplementary Charge Interval	Charge Method
≤20°C	Every 12 months	Less or 24 hours with a constant voltage of 2.3V/cell
20-30°C	Every 8 months	12-18 hours with a constant voltage of 2.45V/cell
≥30°C	Storage to be avoided	8-12 hours with a constant current of 0.05CA

APPLICATIONS

<p>Standby Usage:</p> <ul style="list-style-type: none"> • UPS • Emergency Lights • Alarm Systems • Telecommunication Systems 	<p>Cyclic Usage:</p> <ul style="list-style-type: none"> • Medical Equipments • Electric Instruments • Toys • Camcorder and Solar Systems 	<p>Motive Usage:</p> <ul style="list-style-type: none"> • Golf Cars • Wheelchairs • Lawnmowers • Motorcycle
--	---	--

(Note) All above information shall be changed without prior notice, Shimastu reserves the right to explain and update the latest information.